

# Monster in my Classroom!

*Have great fun with your class when they arrive one morning to discover monster footprints in their classroom! Use for Halloween or just to inject a bit of fun into your week! This activity is always guaranteed to promote discussion, creativity and 'real-life' opportunities for writing. You'll all talk about the monster in your classroom for months to come!*

## Included are:

- Monster footprints - print on card and cut out. Stick the footprints around your classroom!
- Monster hunt - hunt around the school for clues. Can you spot anything which might lead you to the monster?
- Monster spinner - spin the spinner and describe the monster which you land on.
- Monster profile printable - ask your class to create a profile for the monster in their classroom. Can they draw and label what they think the monster looks like?
- Letter to the monster - children write to the monster. They might ask about its home, what it likes to eat and why it came to visit your school!
- Further monster activities - a page containing more fun ideas for you to try!

*If you enjoy this freebie, please tell your friends and colleagues about Hands-On Printables. Don't forget to follow me to receive product updates and details of sales!*

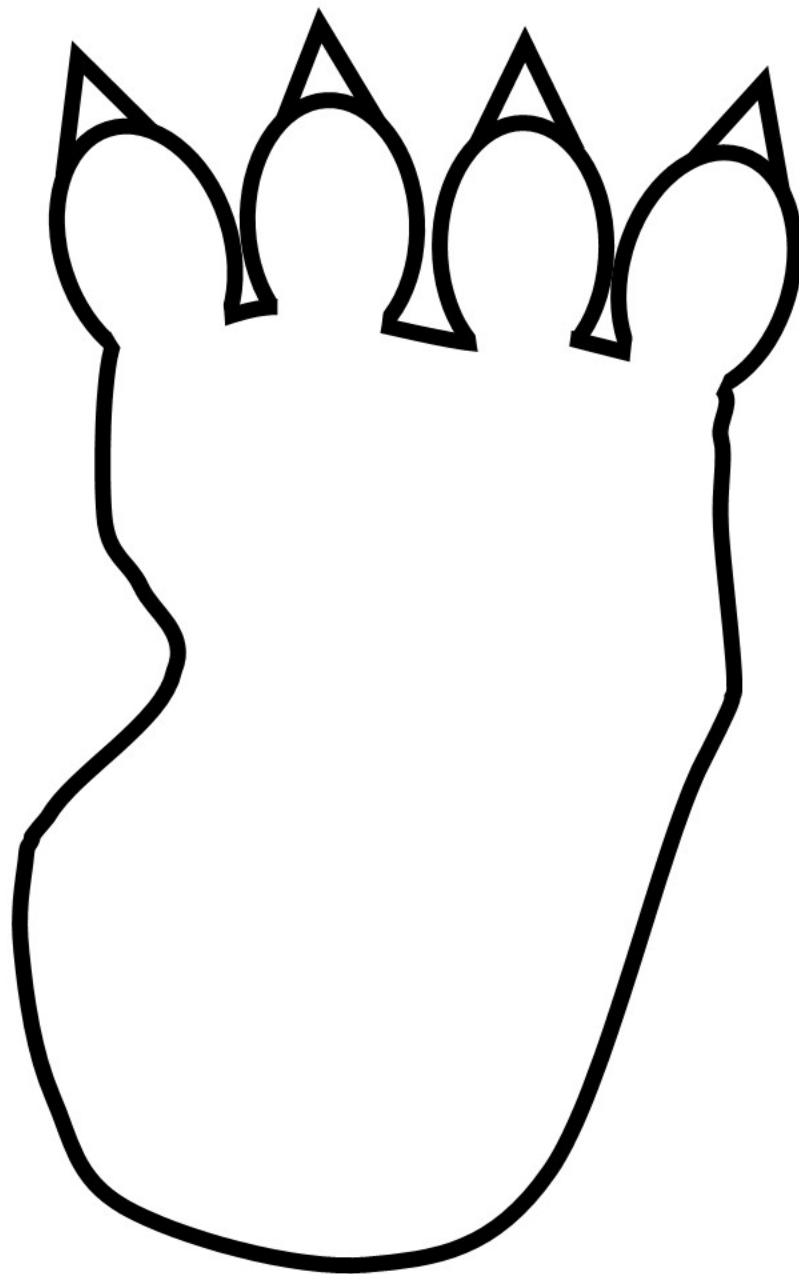
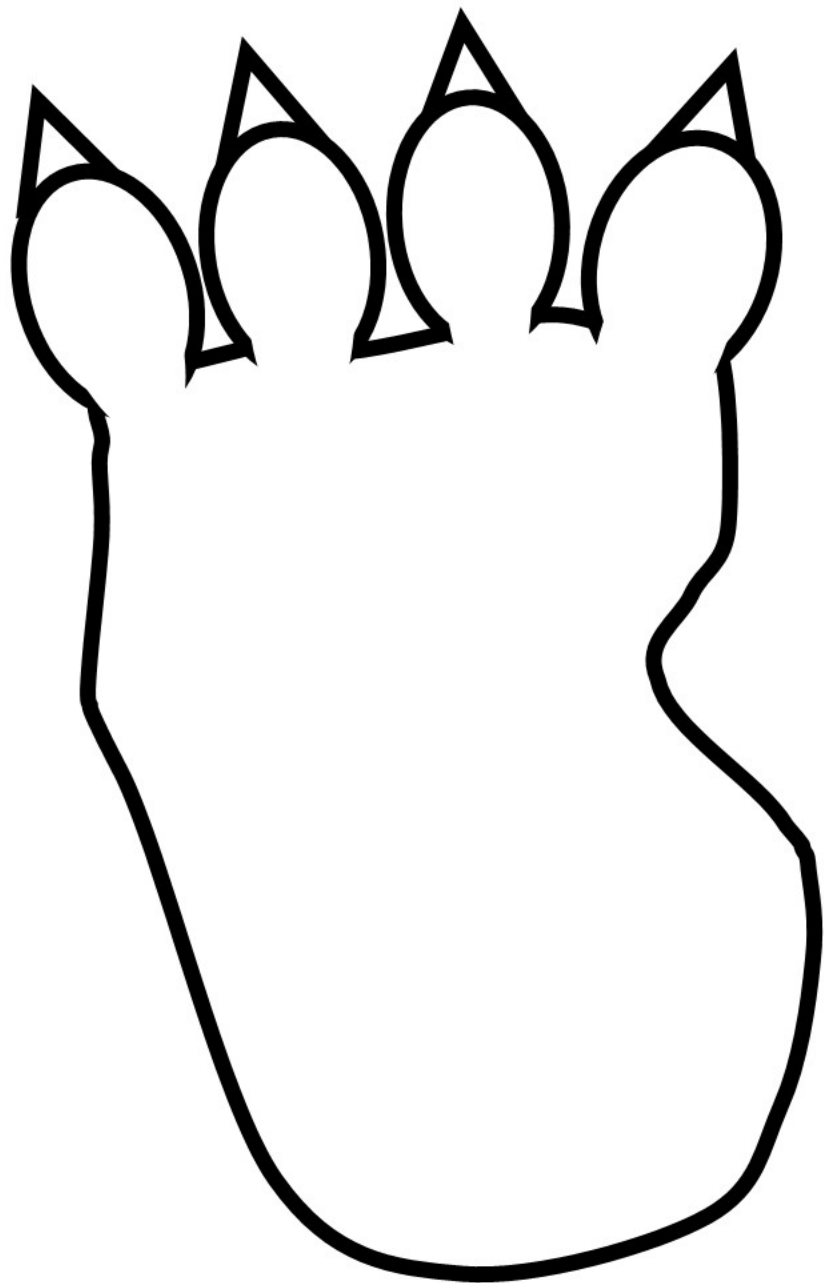
*I love to see my resources in action, so please tag me on Instagram (@handsonprintables) to show me how you use the activities!*

*For more great resources, visit my shop!*

[Shop | Hands-On Printables](#)




*Print the monster footprints on card, cut out and place around your classroom.*




Name: \_\_\_\_\_

## Monster Hunt



*Look for clues which might lead you to the monster. You might find crumbs of food, knocked over objects or even monstrous smells! List the clues which you find.*


Spinners - print the spinner and laminate it. Insert a split pin through one end of a paper clip and push it through the middle of the spinner. Tape the split pin securely underneath the spinner. Spin the paper clip and describe the monster which you land on. You might even think of a name for it!



Name: \_\_\_\_\_

## The Monster

*Draw and label what you think the monster looks like.*



*Dear Monster,*

---

---


---

---

---

---

*From*

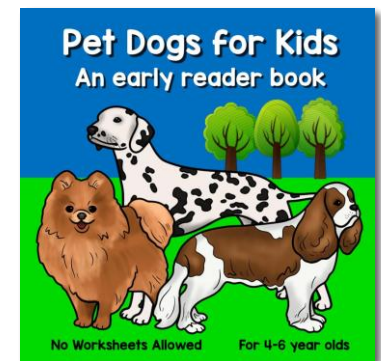
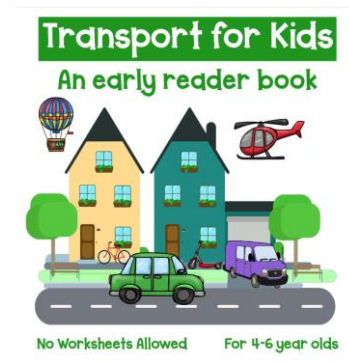



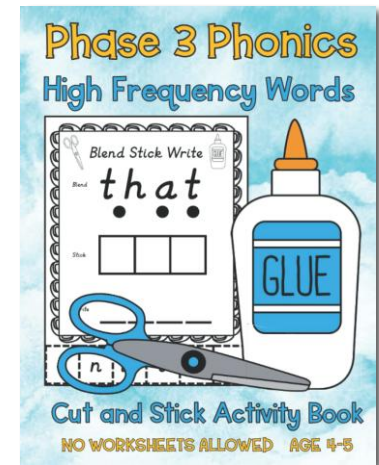

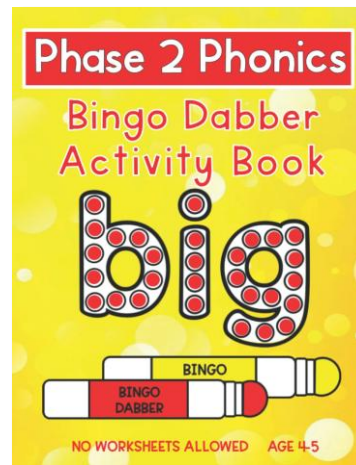
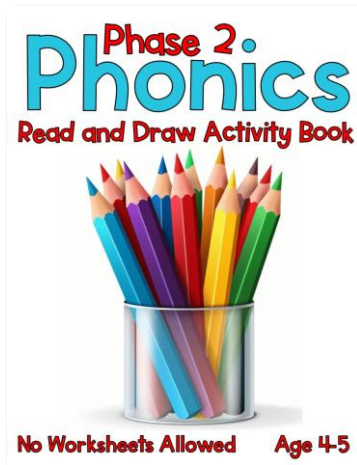
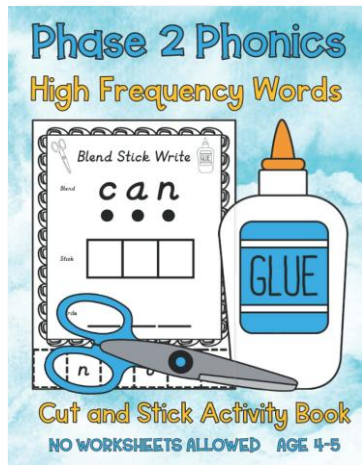
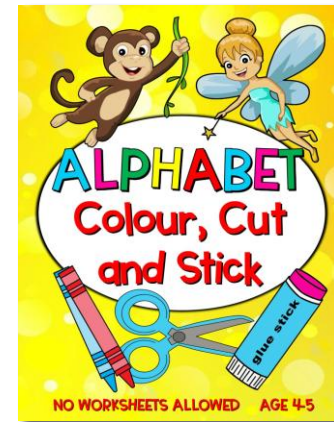
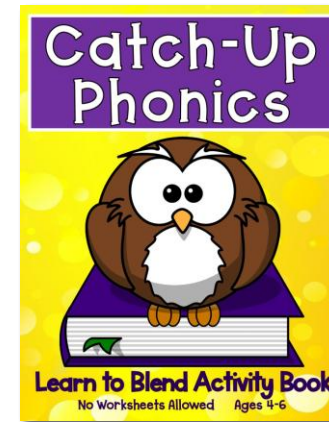





## More Monster Activities!

- Design and make a menu for a monster. Will you choose a starter, main or dessert?
- Make monster models using junk materials or modelling clay.
- Measure the length of the monster's footprints.
- Make a den for the monster outside, using poles, sheets, branches, etc.
- Use an art package to create a monster on the computer.
- Draw around 2D shapes to make a monster picture. Name and describe the shapes.
- Use large construction blocks to design and make a chair or bed for the monster.
- Read monster books and maybe even write your own monster story or poem!



Check out the following phonics books- click on the images to view on Amazon!





# Graphics by



# Terms of Use

*Thank you for buying my product! By downloading this resource, you agree that the contents are the property of Hands-On Printables and licensed to you only for classroom/personal use as a single user. I retain the copyright and reserve all rights to this product.*

## THE ORIGINAL PURCHASER MAY:

- *Make copies for their classroom, including homeschooling or tutor sessions;*
- *Reference (without distribution) this product in blog posts, at professional development workshops or other venues provided credit is given and a link to my shop is included.*

## YOU MAY NOT:

- *Claim this work as your own, alter the files in any way, or remove/attempt to remove the copyright;*
- *Share this product with others;*
- *Repackage, sell or giveaway this product to others;*
- *Offer to share this product anywhere as a download or copy.*

*Thank you!*